


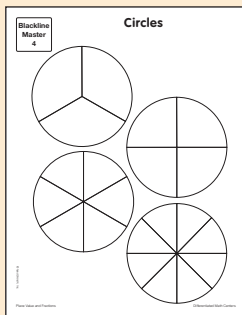
Scrambled Circles

A game for 2 players

Materials




Fraction Circles

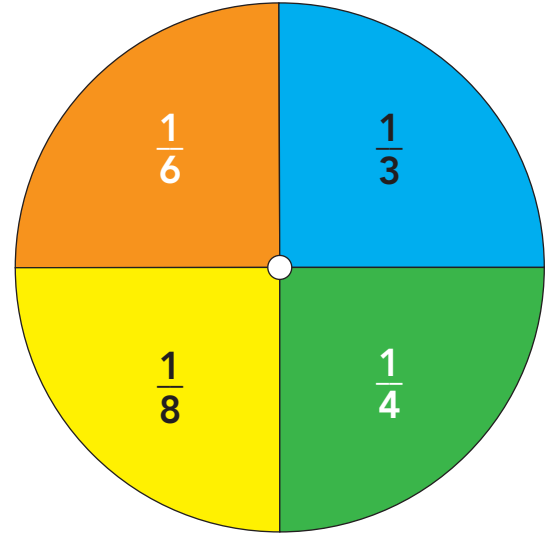


Blackline Master #4



What to Do

1. Scramble the .
2. On your turn, spin the spinner. Pick up that fraction piece and place it on a circle on the Circles worksheet. If you spin a fraction that can't be used, you lose your turn.

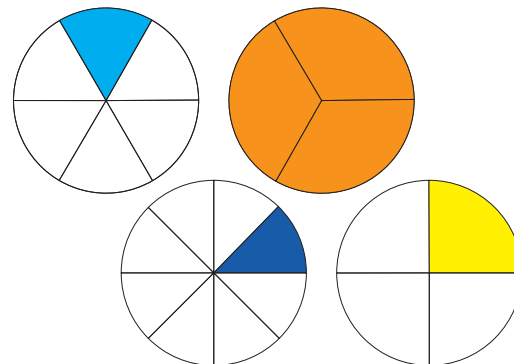


Show Your Work

3. Record your spin.
4. Now your partner spins and adds a piece.
5. If a player adds a piece that makes a whole circle, he or she earns a point.
6. Play until all the circles are whole. The player with more points wins the game.
7. Color circles to show the fractional parts.

*Three-thirds makes 1 whole circle!
I earn a point!*

My Spins		
$\frac{1}{3}$	$\frac{1}{6}$	$\frac{1}{4}$
$\frac{1}{8}$	$\frac{1}{3}$	$\frac{1}{3}$

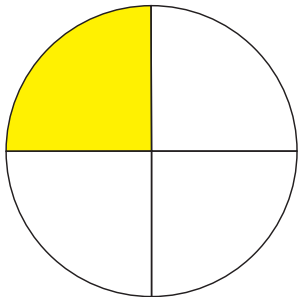


Three-thirds is 1 whole circle. List other fraction names for 1 whole circle. What is the same about these fractions?

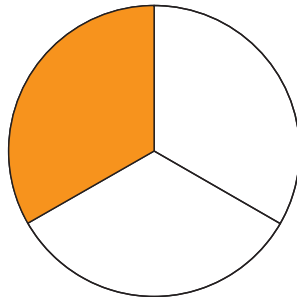
Skill Practice

Write a fraction for each shaded part.

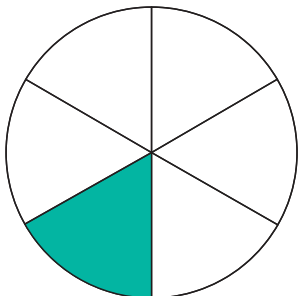
1.



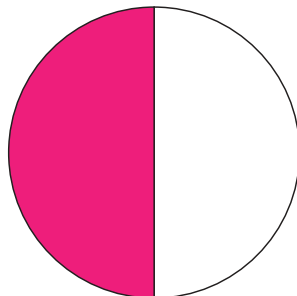
2.



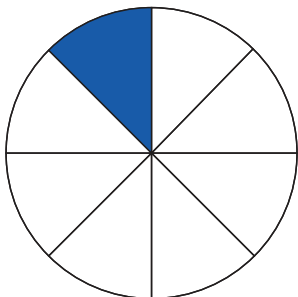
3.



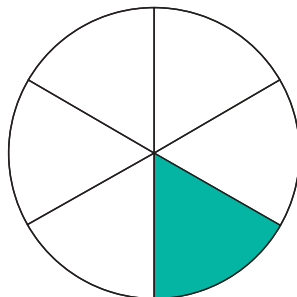
4.



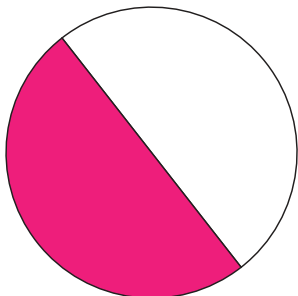
5.



6.



7.



8.

